


Mock Paper C – NVR

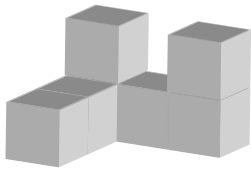
Read the instructions carefully.

1. This is a multiple-choice paper in which you have to mark your answer to each question on the separate answer sheet.
2. Draw a firm line clearly through the rectangle next to your answer like this . If you make a mistake, rub it out completely and put in your new answer.
3. There are four sections in this paper. These sections are timed separately. You will be told when to start a section, when to stop a section and when to move on to the next section. You will have **10 minutes to complete each section.**
4. The test lasts for **40 minutes in total.**
5. There are **80 questions in total.**
6. You may find some of the questions difficult. If you cannot do a question, do not waste time on it, but go on to the next questions. If you are not sure of an answer, choose the one you think is best.
7. Work as quickly and as carefully as you can.
8. Make sure you can see a clock.
9. Allocate enough time to check your answers at the end.

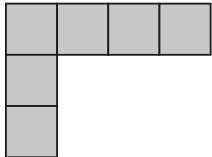
Section 1 – You have 10 minutes to answer this section

In the questions below, choose the option that is a plan view of the 3D shape? **Mark your answer on the answer sheet.**

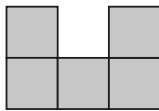
1.



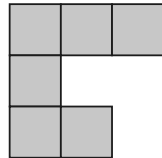
A.



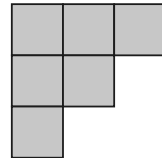
B.



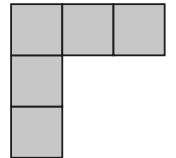
C.



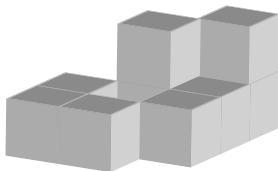
D.



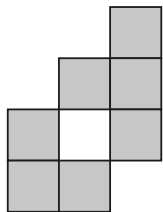
E.



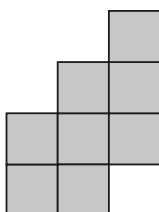
2.



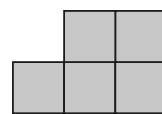
A.



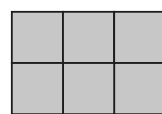
B.



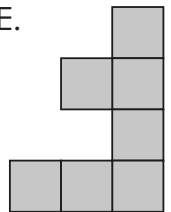
C.



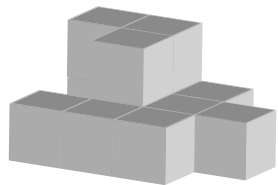
D.



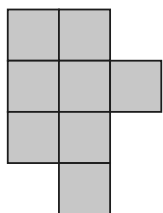
E.



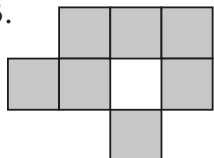
3.



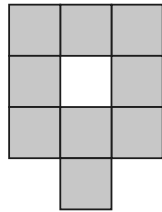
A.



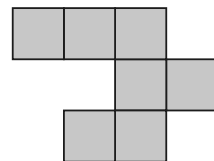
B.



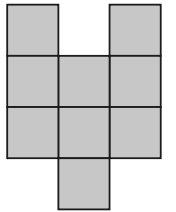
C.



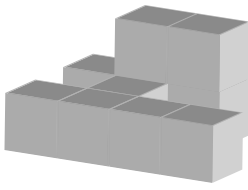
D.



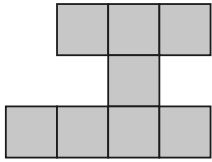
E.



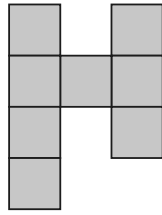
4.



A.



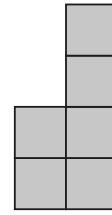
B.




C.



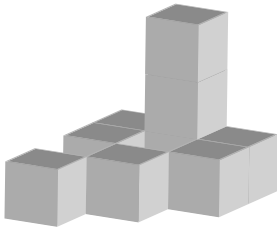
D.



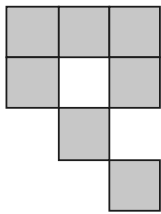
E.



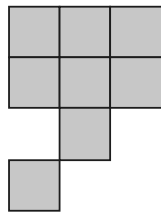
5.



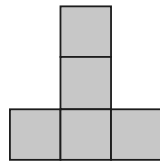
A.



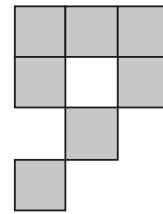
B.



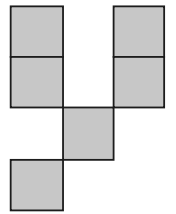
C.



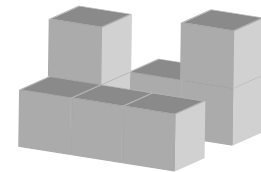
D.



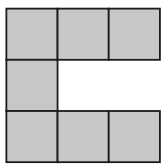
E.



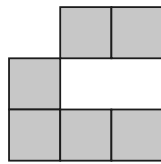
6.



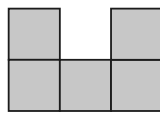
A.



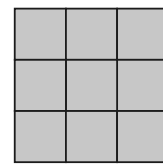
B.



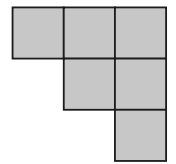
C.



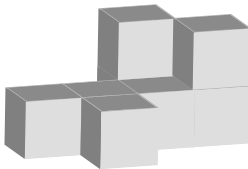
D.



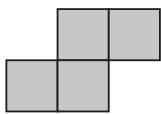
E.



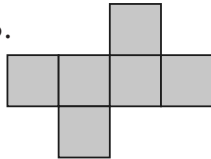
7.



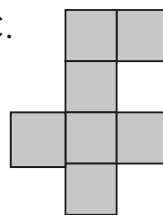
A.



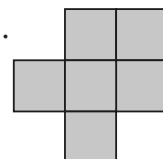
B.



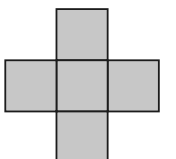
C.



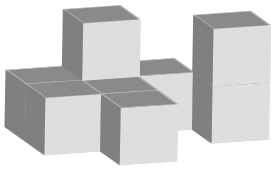
D.



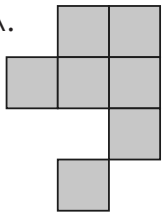
E.



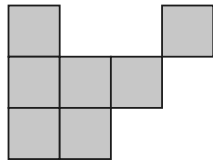
8.



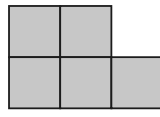
A.



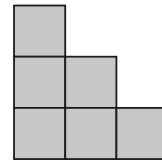
B.




C.



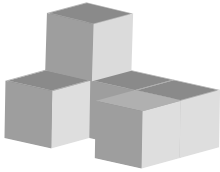
D.



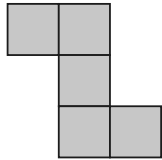
E.



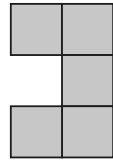
9.



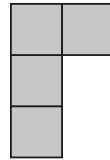
A.



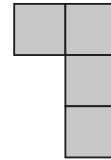
B.



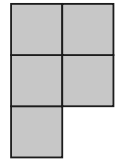
C.



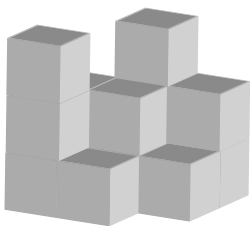
D.



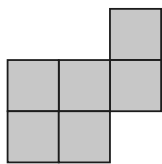
E.



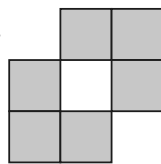
10.



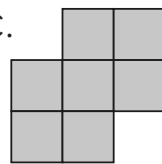
A.



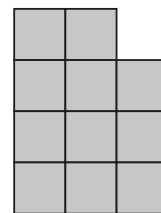
B.



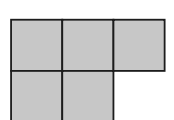
C.



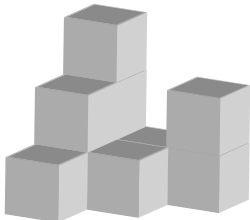
D.



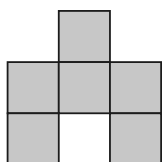
E.



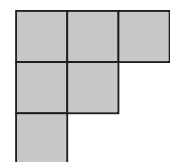
11.



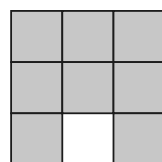
A.



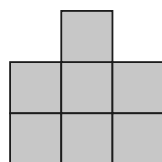
B.




C.



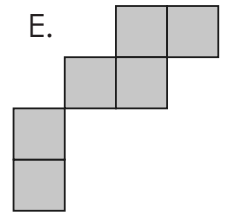
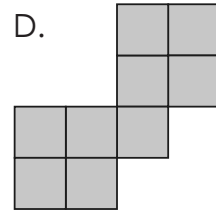
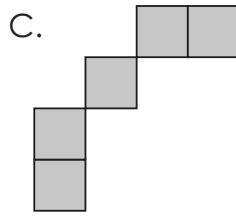
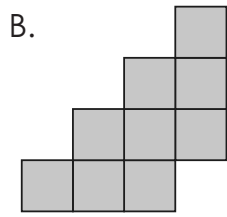
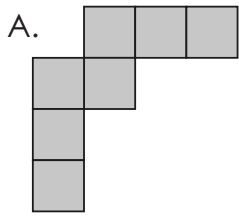
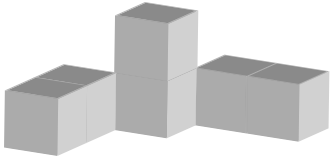
D.



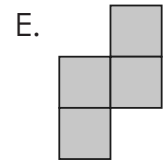
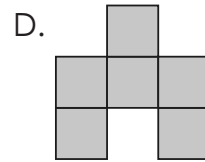
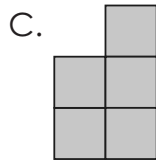
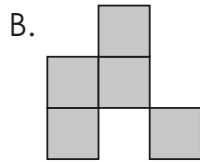
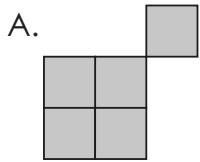
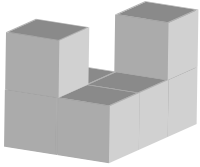
E.



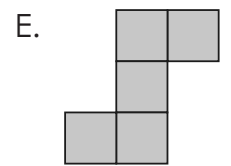
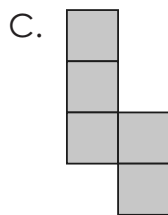
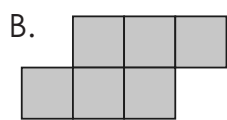
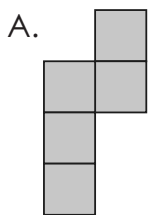
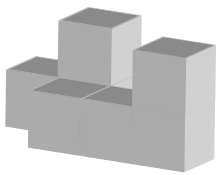
12.



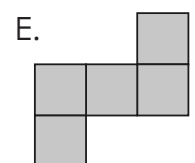
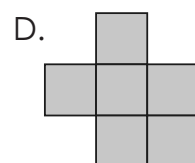
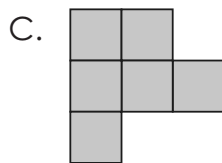
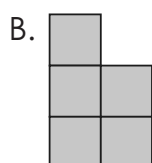
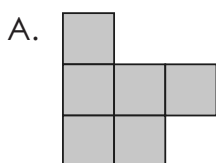
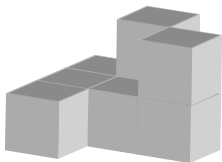
13.



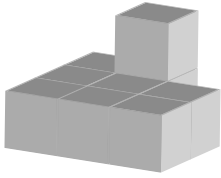
14.



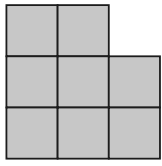
15.



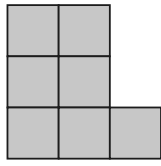
16.



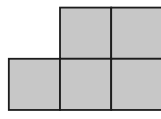
A.



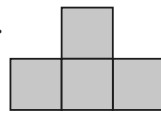
B.



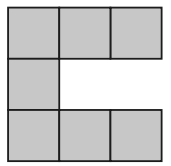
C.



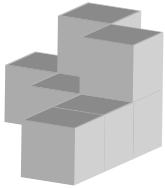
D.



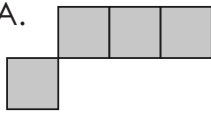
E.



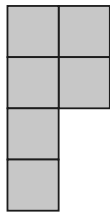
17.



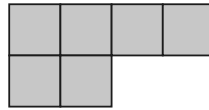
A.



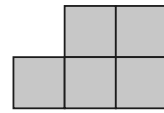
B.



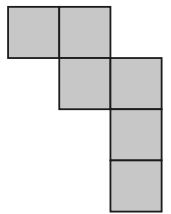
C.




D.



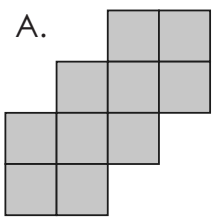
E.



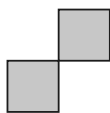
18.



A.



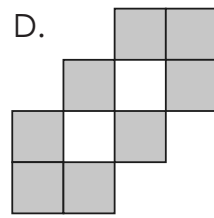
B.



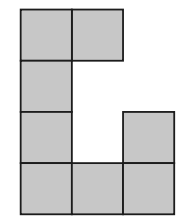
C.



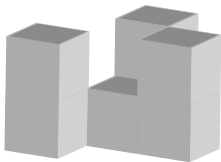
D.



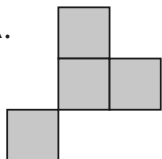
E.



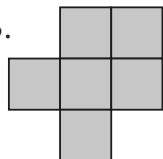
19.



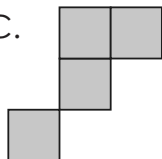
A.




B.



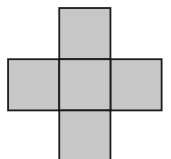
C.



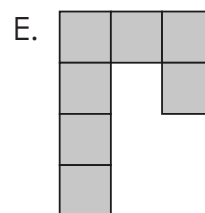
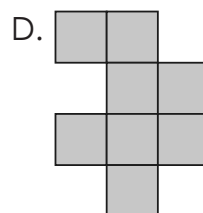
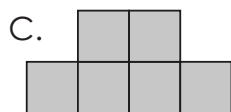
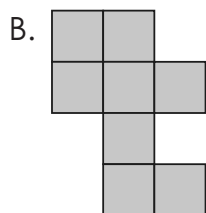
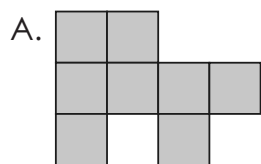
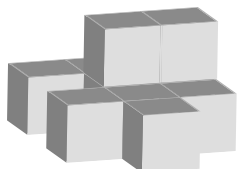
D.



E.



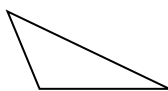
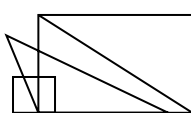
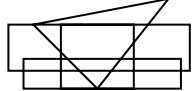
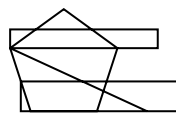
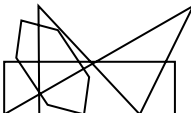
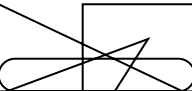
20.



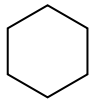
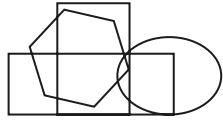
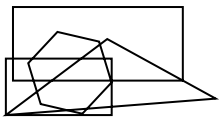
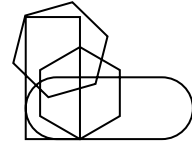
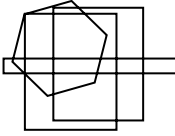
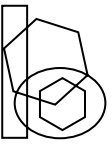
End of Section 1
Turn over for Section 2

Section 2 – You have 10 minutes to complete this section


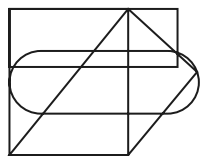
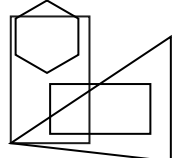
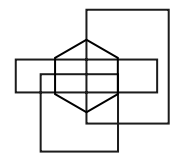
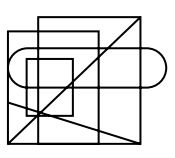
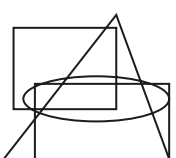
In the questions below, look at the shape on the left. In which drawing on the right is it hidden? (Note: it is the same size and is facing the same direction.) **Mark your answer on the answer sheet.**

21.  |     

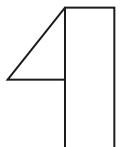
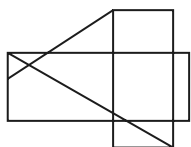
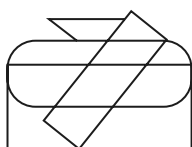
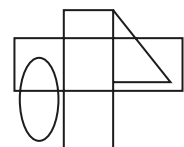
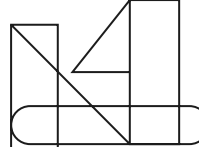
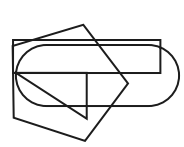
A B C D E

22.  |     

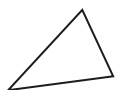
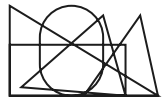
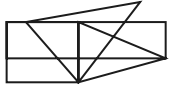

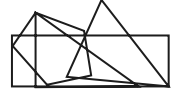
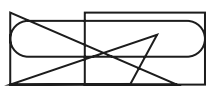
A B C D E

23.  |     


A B C D E

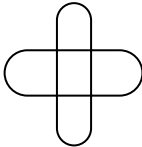
24.  |     

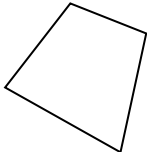
A B C D E


25.  |     

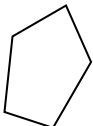
A B C D E

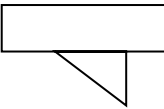
26.  A vertical dashed line separates the stimulus from five options: A (rectangle with a triangle and circle), B (triangle on a rectangle), C (rectangle with a circle and triangle), D (rectangle with a circle and triangle), and E (rectangle with a triangle and circle).

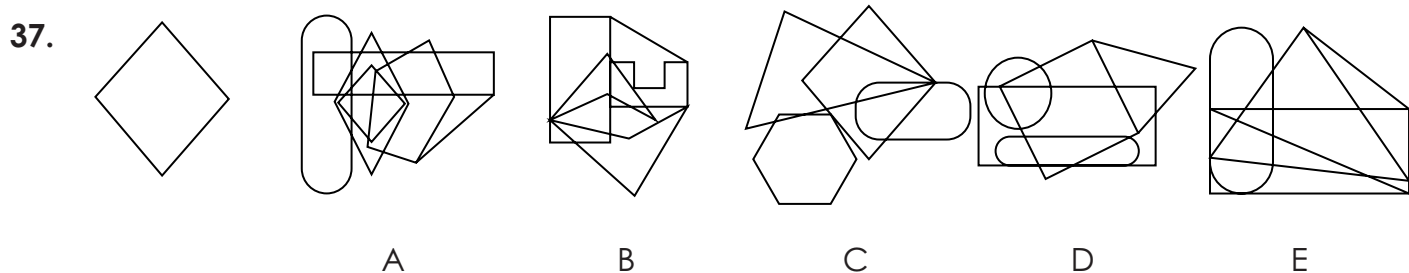
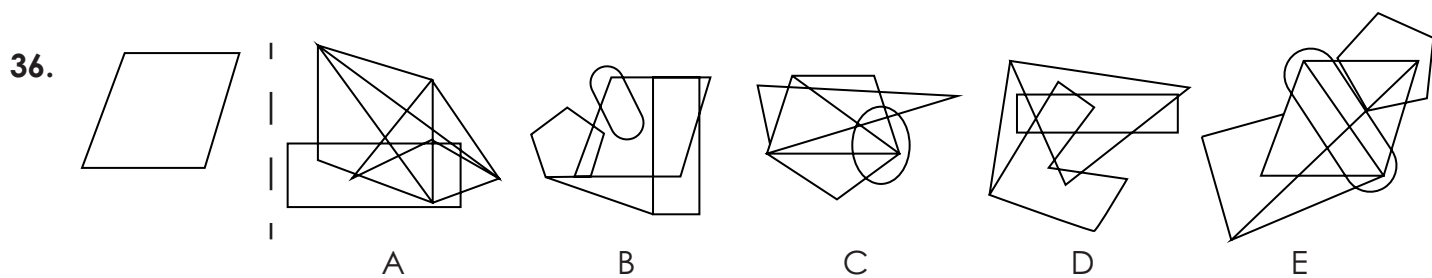
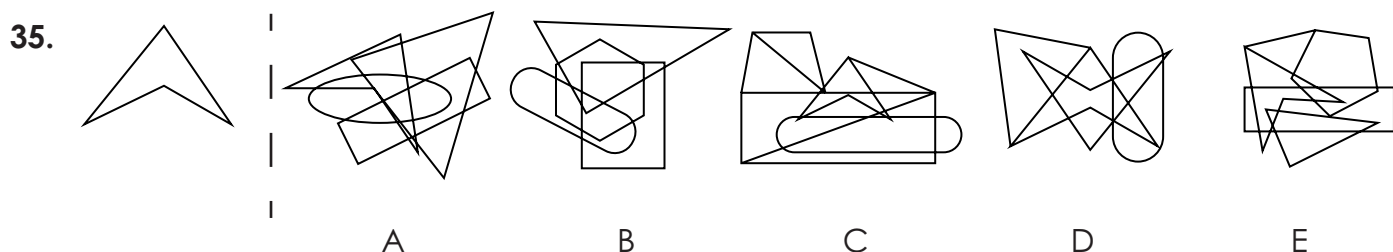
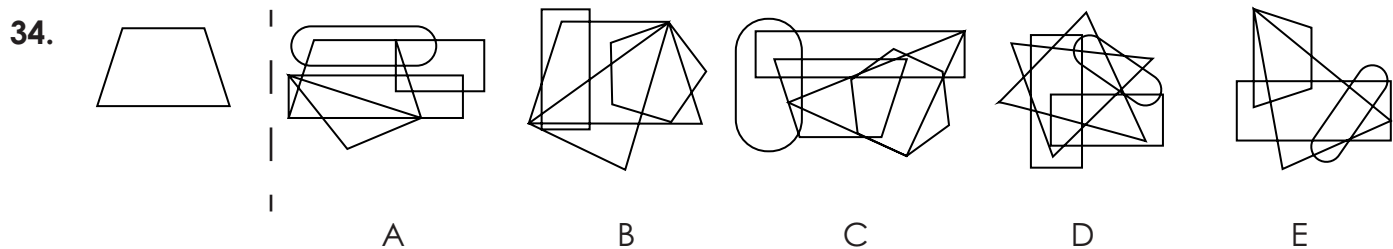
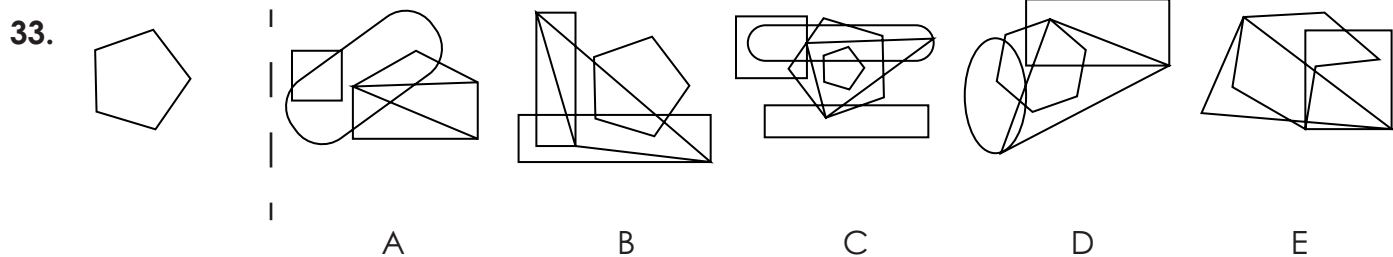
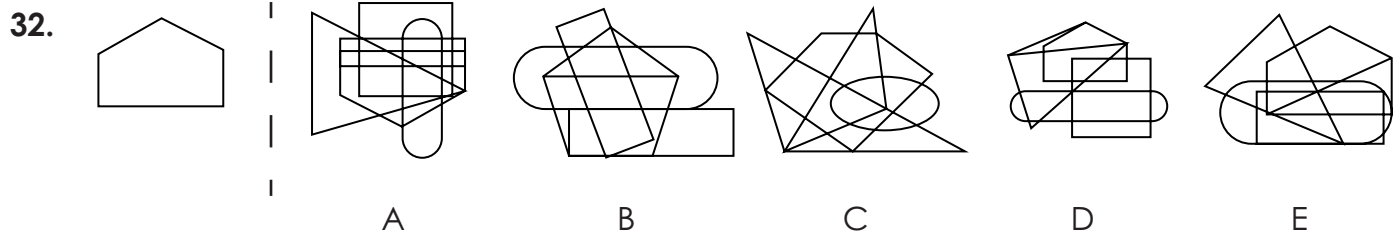
27.  A vertical dashed line separates the stimulus from five options: A (cross with a triangle and circle), B (cross with a triangle and circle), C (cross with a triangle and circle), D (cross with a triangle and circle), and E (cross with a triangle and circle).

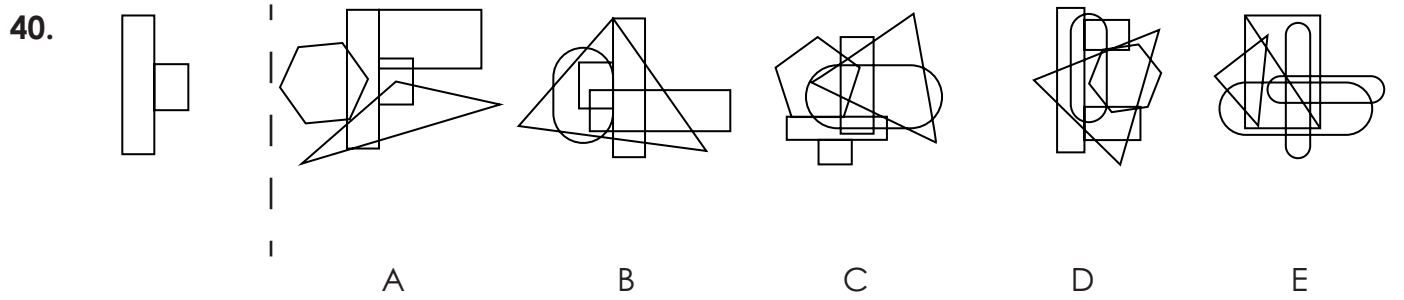
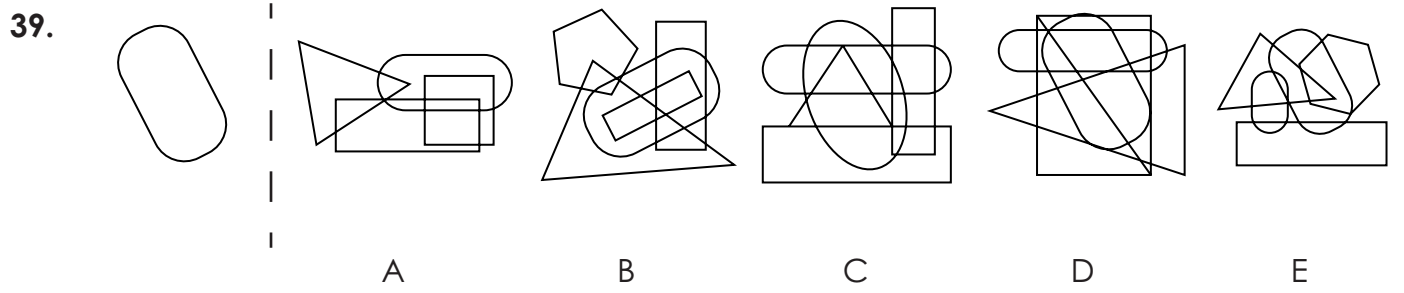
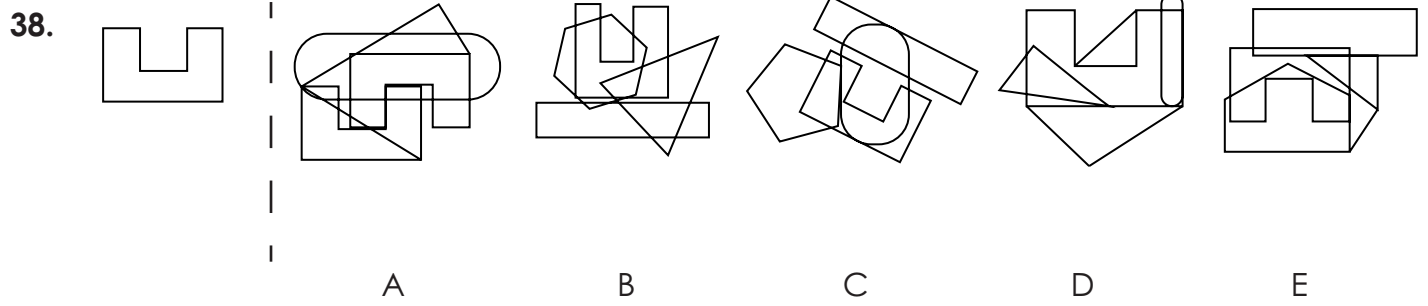
28.  A vertical dashed line separates the stimulus from five options: A (square with a circle and triangle), B (square with a circle and triangle), C (square with a circle and triangle), D (square with a circle and triangle), and E (square with a circle and triangle).

29.  A vertical dashed line separates the stimulus from five options: A (oval with a triangle and circle), B (oval with a triangle and circle), C (oval with a triangle and circle), D (oval with a triangle and circle), and E (oval with a triangle and circle).

30.  A vertical dashed line separates the stimulus from five options: A (pentagon with a circle and triangle), B (pentagon with a circle and triangle), C (pentagon with a circle and triangle), D (pentagon with a circle and triangle), and E (pentagon with a circle and triangle).

31.  A vertical dashed line separates the stimulus from five options: A (rectangle with a triangle and circle), B (rectangle with a triangle and circle), C (rectangle with a triangle and circle), D (rectangle with a triangle and circle), and E (rectangle with a triangle and circle).

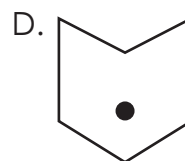
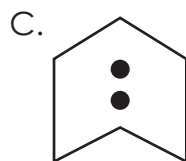
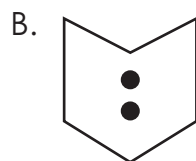
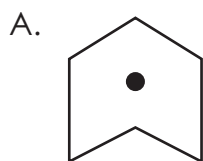
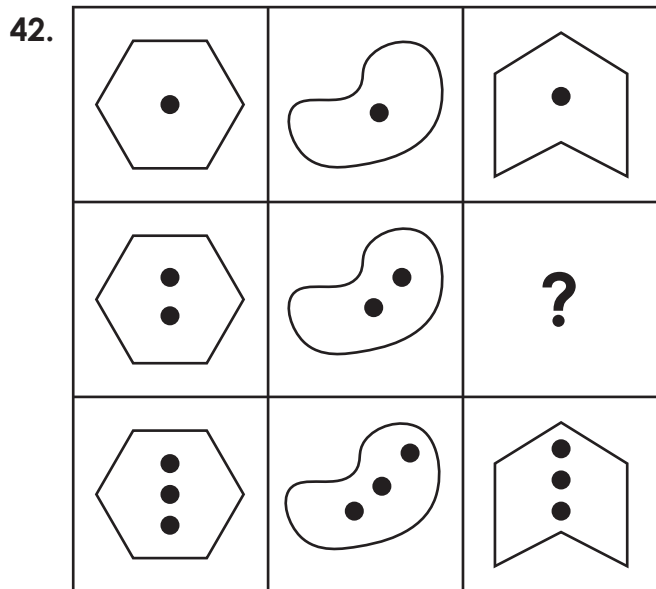
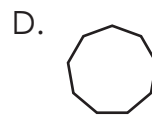

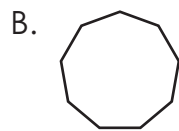






End of Section 2
Turn over for Section 3

Section 3 – You have 10 minutes to complete this section


In the questions below, choose the figure that completes the series. **Mark your answer on the answer sheet.**




43.



A.




B.




C.




D.




E.



44.



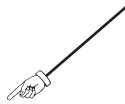
A.



B.



C.




D.



E.



45.



A.



B.



C.




D.



E.



46.



A.



B.



C.




D.



E.

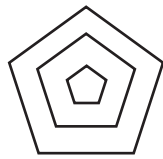




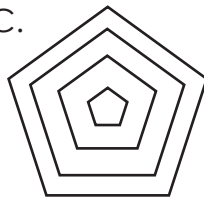
A.



B.




C.



D.



E.



A.



B.



C.



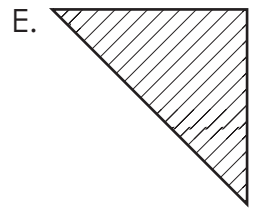
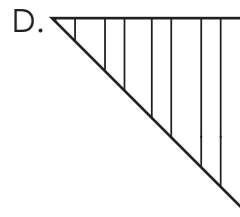
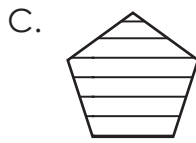
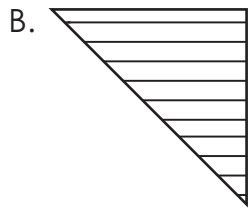
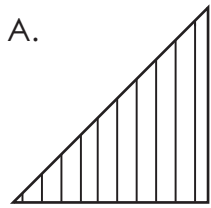
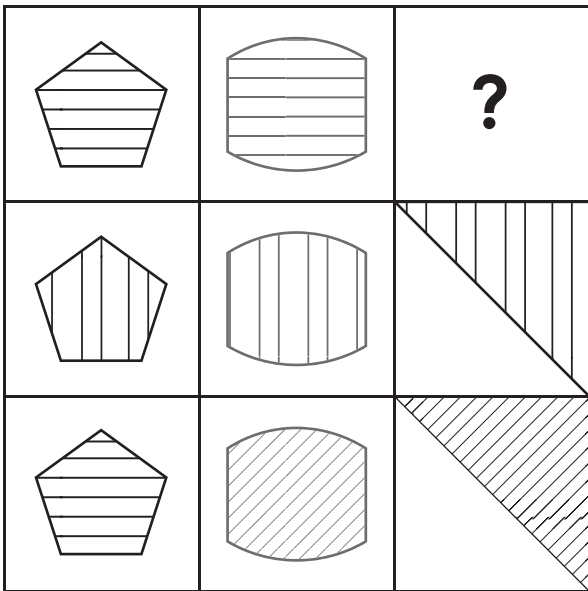
D.





E.



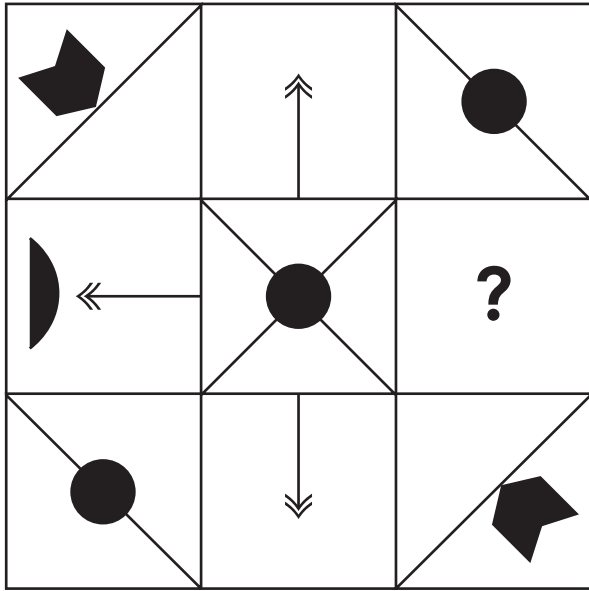
49.



50.



51.



A.



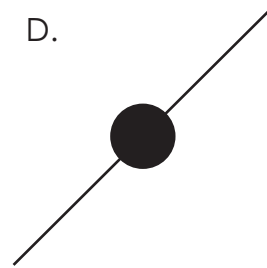
B.



C.



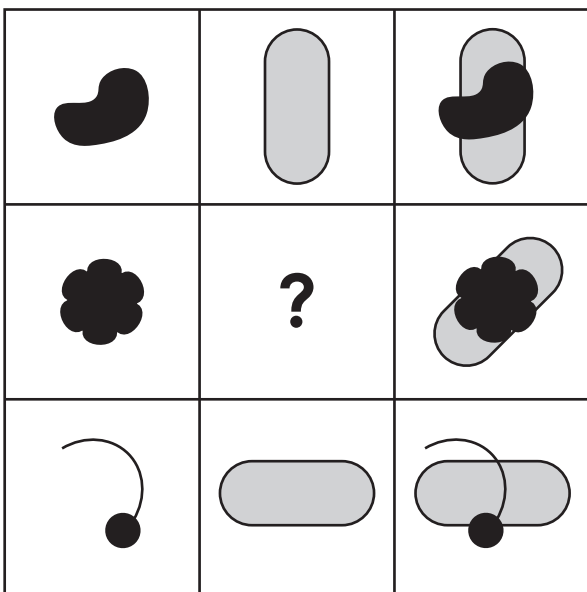
D.



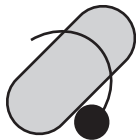
E.



52.



A.



B.



C.



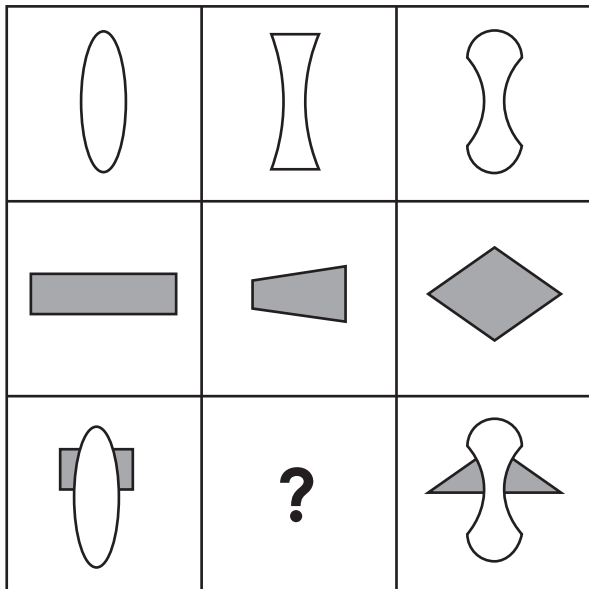
D.



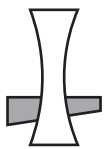
E.



53.



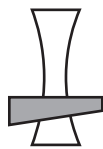
A.



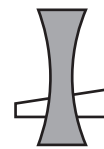
B.



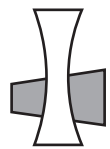
C.



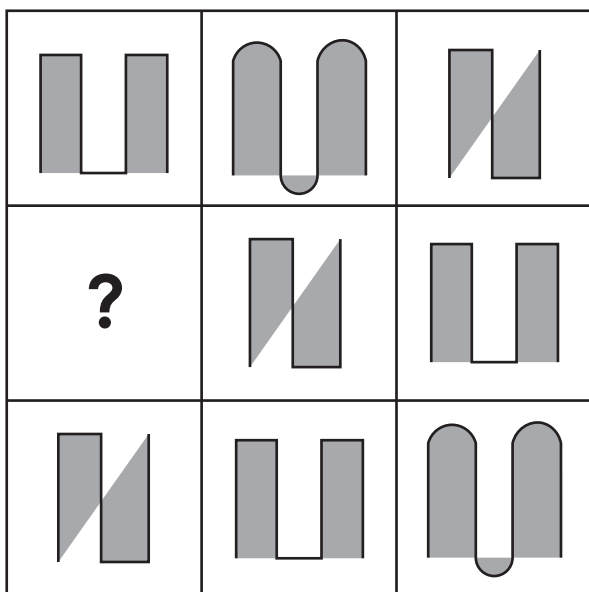
D.




E.



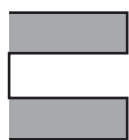
54.



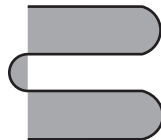
A.



B.



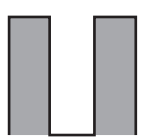
C.




D.



E.

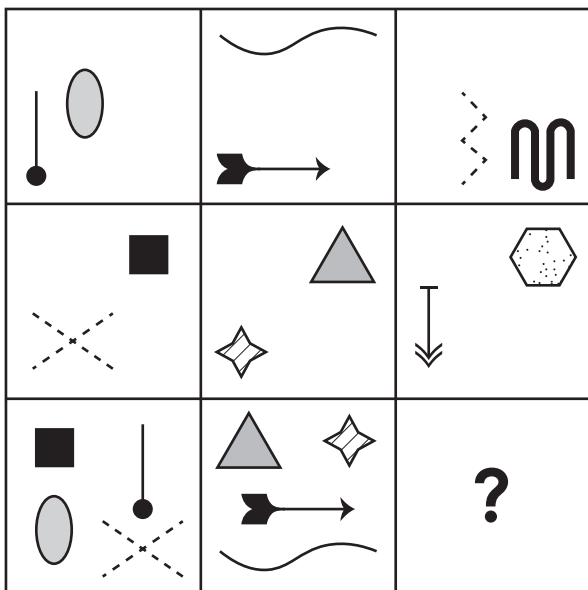


55.

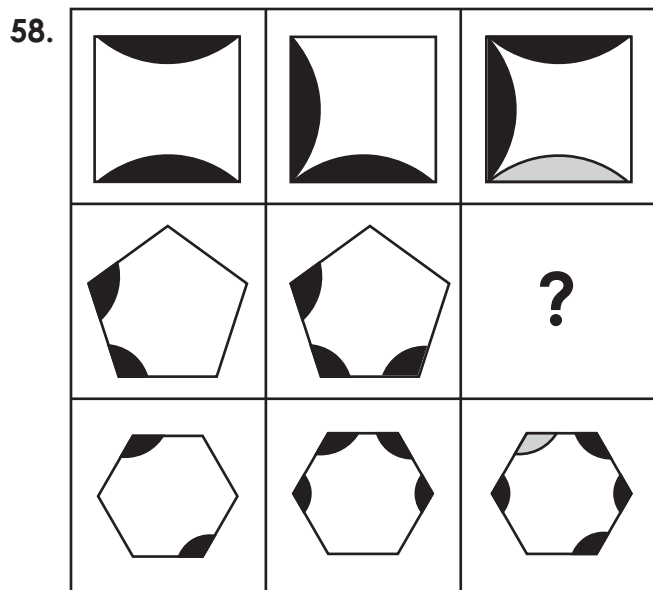
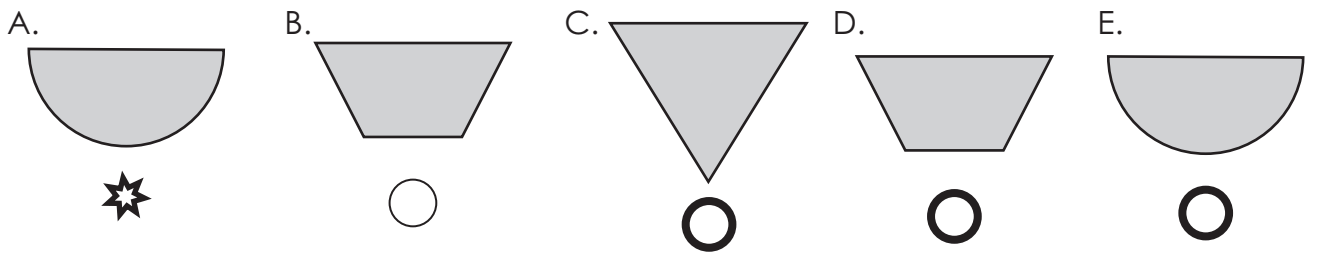
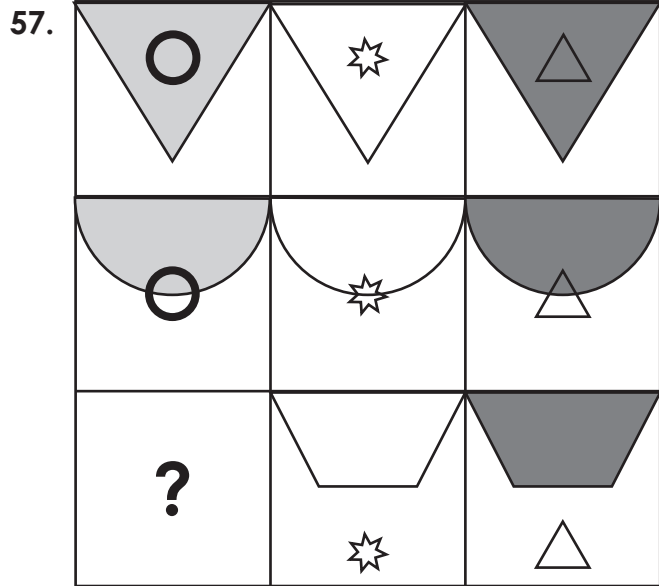


- A.
- B.
- C.
- D.
- E.

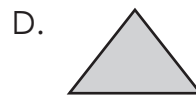
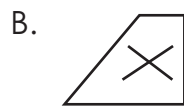
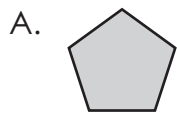

56.



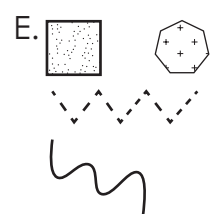
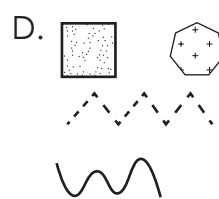
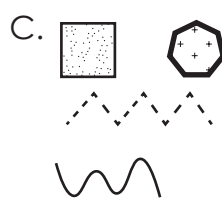
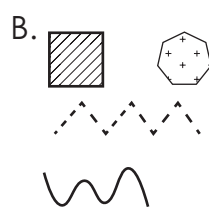
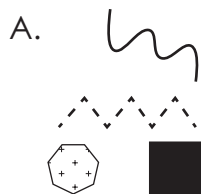

- A.
- B.
- C.
- D.
- E.



59.



60.



End of Section 3
Turn over for Section 4

Section 4 – You have 10 minutes to complete this section

In the questions below, look at the folded piece of paper with holes punched in it. Which option shows what the paper will look like when it is unfolded? **Mark your answer on the answer sheet.**

61.

Options A, B, C, D, E show different patterns of holes on a square piece of paper.

A: Top row (circle, circle, triangle, triangle), Bottom row (triangle, triangle, circle, circle)

B: Top row (circle, circle), Bottom row (triangle, triangle)

C: Top row (circle, circle, circle, circle), Bottom row (triangle, triangle, triangle, triangle)

D: Top row (circle, circle, circle, circle), Bottom row (triangle, triangle, triangle, triangle)

E: Top row (circle, circle), Middle row (triangle, triangle), Bottom row (triangle, triangle)

62.

Options A, B, C, D, E show different patterns of holes on a square piece of paper.

A: Top row (circle, circle), Middle row (star, star), Bottom row (circle, circle)

B: Top row (circle, circle, circle, circle), Middle row (star, star, star, star), Bottom row (circle, circle, circle, circle)

C: Top row (circle, circle), Middle row (star, star), Bottom row (circle, circle)

D: Top row (circle, star, circle), Middle row (star, star), Bottom row (circle, star, circle)

E: Top row (circle, circle, circle, circle), Middle row (star, star, star, star), Bottom row (circle, circle, circle, circle)

63.

Options A, B, C, D, E show different patterns of holes on a square piece of paper.


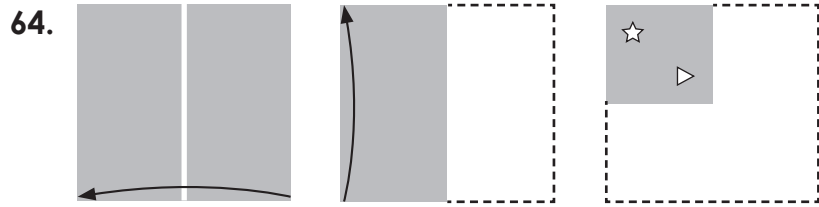
A: Top row (square, square, square, square), Middle row (triangle, triangle, triangle, triangle), Bottom row (circle, circle, circle, circle)

B: Top row (square, circle, square, circle), Middle row (triangle, triangle, triangle, triangle), Bottom row (circle, square, circle, square)

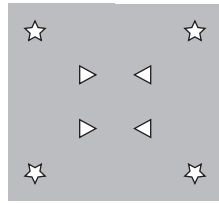
C: Top row (square, square, square, square), Middle row (triangle, triangle, triangle, triangle), Bottom row (circle, circle, circle, circle)

D: Top row (square, square), Middle row (triangle, triangle), Bottom row (circle, circle)


E: Top row (square, circle, circle, circle), Middle row (triangle, triangle, triangle, triangle), Bottom row (circle, square, square, square)




A




B



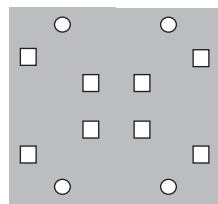
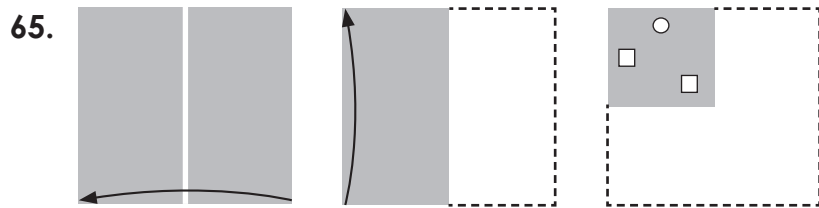
C



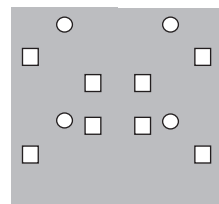
D



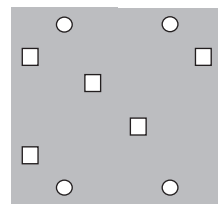
E



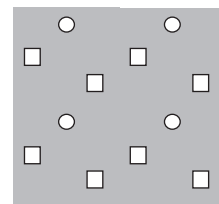
A



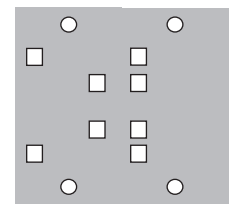
B




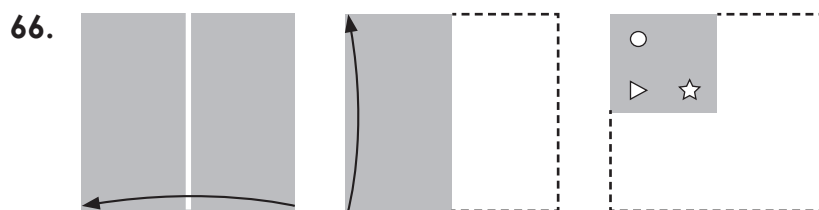
C




D




E




A




B



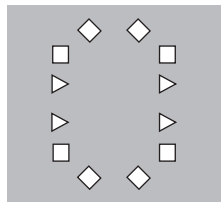
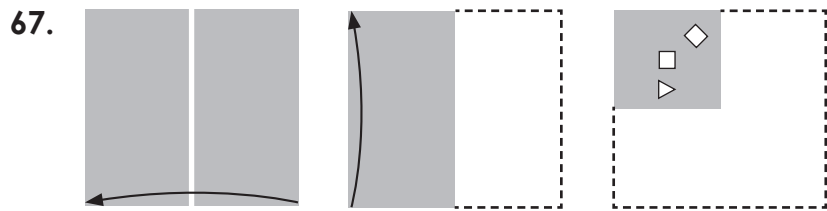
C



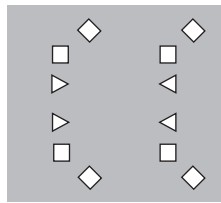
D



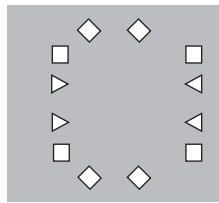
E



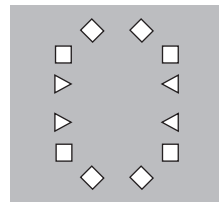
A



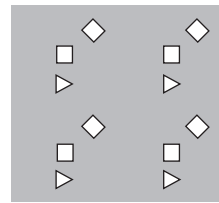
B



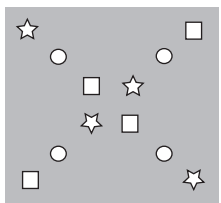
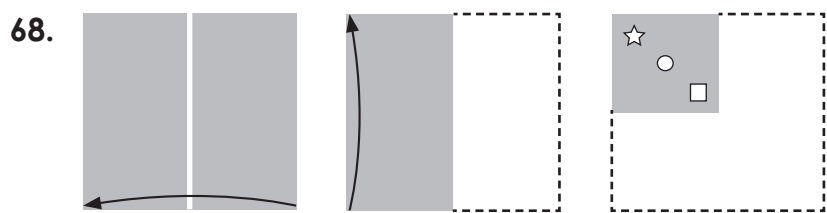
C



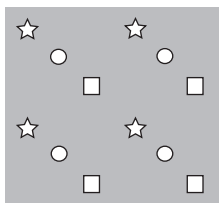
D



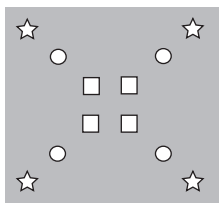
E



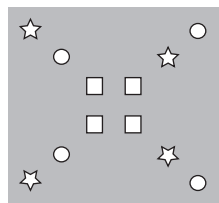
A



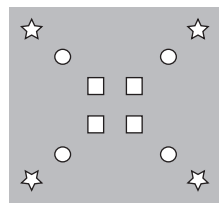
B



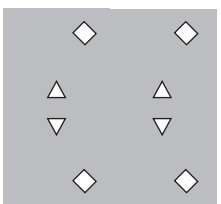
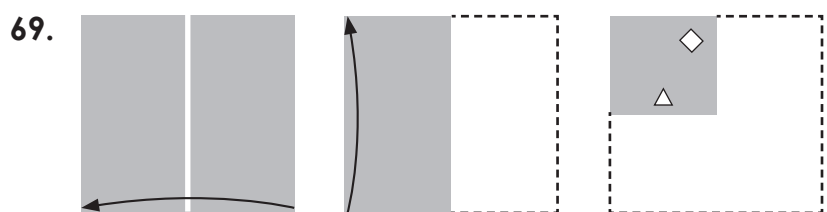
C



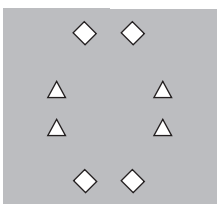
D



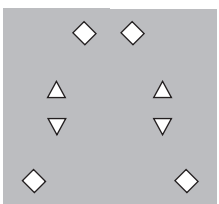
E



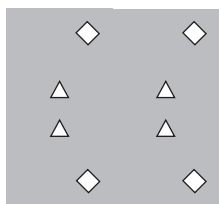
A



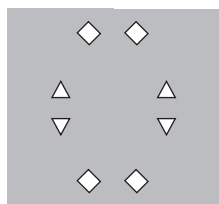
B



C



D



E

70.

A B C D E

71.

A B C D E

72.

A B C D E

73.

A B C D E

74.

A B C D E

75.

A B C D E

76.

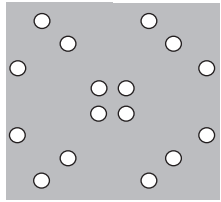
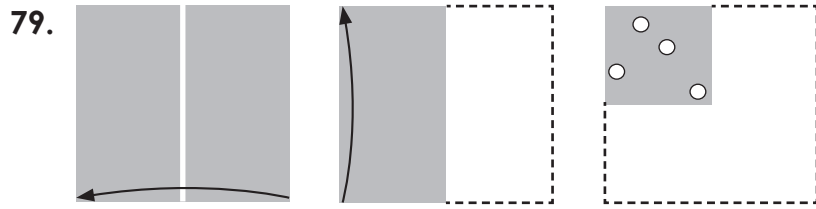
A B C D E

77.

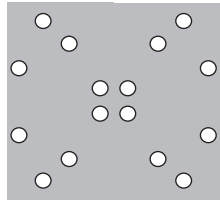
A B C D E

78.

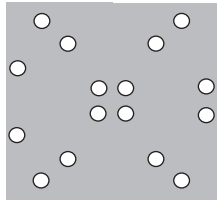
A B C D E



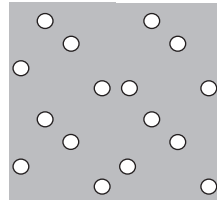
A



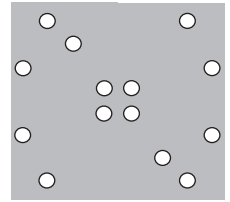
B



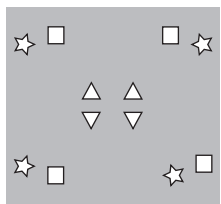
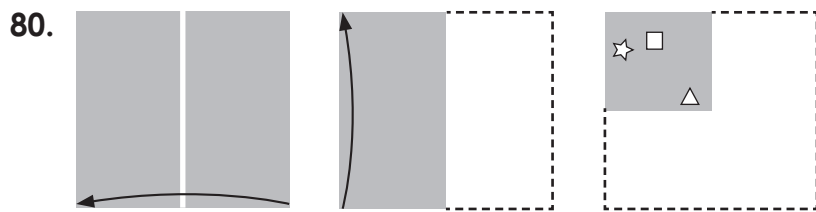
C



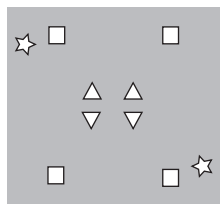
D



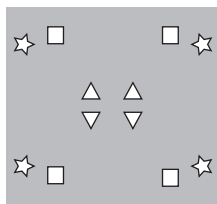
E



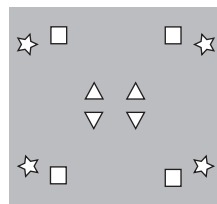
A



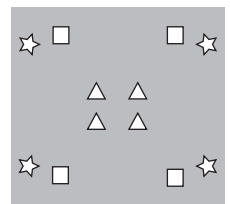
B



C



D



E

Mock Paper C NVR – Answer Sheet

Candidate's Name:

DATE OF TEST					
Day		Month		Year	
<input type="text"/>	<input type="text"/>	<input type="text"/>	<input type="text"/>	<input type="text"/>	<input type="text"/>

School Name:

DATE OF BIRTH					
Day		Month		Year	
<input type="text"/>	<input type="text"/>	<input type="text"/>	<input type="text"/>	<input type="text"/>	<input type="text"/>

Please mark the boxes with a thin horizontal line like this . Rub out mistakes thoroughly.

Section 1

1 A <input type="checkbox"/> B <input type="checkbox"/> C <input type="checkbox"/> D <input type="checkbox"/> E <input type="checkbox"/>	2 A <input type="checkbox"/> B <input type="checkbox"/> C <input type="checkbox"/> D <input type="checkbox"/> E <input type="checkbox"/>	3 A <input type="checkbox"/> B <input type="checkbox"/> C <input type="checkbox"/> D <input type="checkbox"/> E <input type="checkbox"/>	4 A <input type="checkbox"/> B <input type="checkbox"/> C <input type="checkbox"/> D <input type="checkbox"/> E <input type="checkbox"/>	5 A <input type="checkbox"/> B <input type="checkbox"/> C <input type="checkbox"/> D <input type="checkbox"/> E <input type="checkbox"/>	6 A <input type="checkbox"/> B <input type="checkbox"/> C <input type="checkbox"/> D <input type="checkbox"/> E <input type="checkbox"/>
7 A <input type="checkbox"/> B <input type="checkbox"/> C <input type="checkbox"/> D <input type="checkbox"/> E <input type="checkbox"/>	8 A <input type="checkbox"/> B <input type="checkbox"/> C <input type="checkbox"/> D <input type="checkbox"/> E <input type="checkbox"/>	9 A <input type="checkbox"/> B <input type="checkbox"/> C <input type="checkbox"/> D <input type="checkbox"/> E <input type="checkbox"/>	10 A <input type="checkbox"/> B <input type="checkbox"/> C <input type="checkbox"/> D <input type="checkbox"/> E <input type="checkbox"/>	11 A <input type="checkbox"/> B <input type="checkbox"/> C <input type="checkbox"/> D <input type="checkbox"/> E <input type="checkbox"/>	12 A <input type="checkbox"/> B <input type="checkbox"/> C <input type="checkbox"/> D <input type="checkbox"/> E <input type="checkbox"/>
13 A <input type="checkbox"/> B <input type="checkbox"/> C <input type="checkbox"/> D <input type="checkbox"/> E <input type="checkbox"/>	14 A <input type="checkbox"/> B <input type="checkbox"/> C <input type="checkbox"/> D <input type="checkbox"/> E <input type="checkbox"/>	15 A <input type="checkbox"/> B <input type="checkbox"/> C <input type="checkbox"/> D <input type="checkbox"/> E <input type="checkbox"/>	16 A <input type="checkbox"/> B <input type="checkbox"/> C <input type="checkbox"/> D <input type="checkbox"/> E <input type="checkbox"/>	17 A <input type="checkbox"/> B <input type="checkbox"/> C <input type="checkbox"/> D <input type="checkbox"/> E <input type="checkbox"/>	18 A <input type="checkbox"/> B <input type="checkbox"/> C <input type="checkbox"/> D <input type="checkbox"/> E <input type="checkbox"/>
19 A <input type="checkbox"/> B <input type="checkbox"/> C <input type="checkbox"/> D <input type="checkbox"/> E <input type="checkbox"/>	20 A <input type="checkbox"/> B <input type="checkbox"/> C <input type="checkbox"/> D <input type="checkbox"/> E <input type="checkbox"/>				

Section 2

21 A <input type="checkbox"/> B <input type="checkbox"/> C <input type="checkbox"/> D <input type="checkbox"/> E <input type="checkbox"/>	22 A <input type="checkbox"/> B <input type="checkbox"/> C <input type="checkbox"/> D <input type="checkbox"/> E <input type="checkbox"/>	23 A <input type="checkbox"/> B <input type="checkbox"/> C <input type="checkbox"/> D <input type="checkbox"/> E <input type="checkbox"/>	24 A <input type="checkbox"/> B <input type="checkbox"/> C <input type="checkbox"/> D <input type="checkbox"/> E <input type="checkbox"/>	25 A <input type="checkbox"/> B <input type="checkbox"/> C <input type="checkbox"/> D <input type="checkbox"/> E <input type="checkbox"/>	26 A <input type="checkbox"/> B <input type="checkbox"/> C <input type="checkbox"/> D <input type="checkbox"/> E <input type="checkbox"/>
-----------------------------------------------------------------------------------------------------------------------------------------------------------------	-----------------------------------------------------------------------------------------------------------------------------------------------------------------	-----------------------------------------------------------------------------------------------------------------------------------------------------------------	-----------------------------------------------------------------------------------------------------------------------------------------------------------------	-----------------------------------------------------------------------------------------------------------------------------------------------------------------	-----------------------------------------------------------------------------------------------------------------------------------------------------------------

27

A	<input type="checkbox"/>
B	<input type="checkbox"/>
C	<input type="checkbox"/>
D	<input type="checkbox"/>
E	<input type="checkbox"/>

28

A	<input type="checkbox"/>
B	<input type="checkbox"/>
C	<input type="checkbox"/>
D	<input type="checkbox"/>
E	<input type="checkbox"/>

29

A	<input type="checkbox"/>
B	<input type="checkbox"/>
C	<input type="checkbox"/>
D	<input type="checkbox"/>
E	<input type="checkbox"/>

30

A	<input type="checkbox"/>
B	<input type="checkbox"/>
C	<input type="checkbox"/>
D	<input type="checkbox"/>
E	<input type="checkbox"/>

31

A	<input type="checkbox"/>
B	<input type="checkbox"/>
C	<input type="checkbox"/>
D	<input type="checkbox"/>
E	<input type="checkbox"/>

32

A	<input type="checkbox"/>
B	<input type="checkbox"/>
C	<input type="checkbox"/>
D	<input type="checkbox"/>
E	<input type="checkbox"/>

33

A	<input type="checkbox"/>
B	<input type="checkbox"/>
C	<input type="checkbox"/>
D	<input type="checkbox"/>
E	<input type="checkbox"/>

34

A	<input type="checkbox"/>
B	<input type="checkbox"/>
C	<input type="checkbox"/>
D	<input type="checkbox"/>
E	<input type="checkbox"/>

35

A	<input type="checkbox"/>
B	<input type="checkbox"/>
C	<input type="checkbox"/>
D	<input type="checkbox"/>
E	<input type="checkbox"/>

36

A	<input type="checkbox"/>
B	<input type="checkbox"/>
C	<input type="checkbox"/>
D	<input type="checkbox"/>
E	<input type="checkbox"/>

37

A	<input type="checkbox"/>
B	<input type="checkbox"/>
C	<input type="checkbox"/>
D	<input type="checkbox"/>
E	<input type="checkbox"/>

38

A	<input type="checkbox"/>
B	<input type="checkbox"/>
C	<input type="checkbox"/>
D	<input type="checkbox"/>
E	<input type="checkbox"/>

39

A	<input type="checkbox"/>
B	<input type="checkbox"/>
C	<input type="checkbox"/>
D	<input type="checkbox"/>
E	<input type="checkbox"/>

40

A	<input type="checkbox"/>
B	<input type="checkbox"/>
C	<input type="checkbox"/>
D	<input type="checkbox"/>
E	<input type="checkbox"/>

Section 3

41

A	<input type="checkbox"/>
B	<input type="checkbox"/>
C	<input type="checkbox"/>
D	<input type="checkbox"/>
E	<input type="checkbox"/>

42

A	<input type="checkbox"/>
B	<input type="checkbox"/>
C	<input type="checkbox"/>
D	<input type="checkbox"/>
E	<input type="checkbox"/>

43

A	<input type="checkbox"/>
B	<input type="checkbox"/>
C	<input type="checkbox"/>
D	<input type="checkbox"/>
E	<input type="checkbox"/>

44

A	<input type="checkbox"/>
B	<input type="checkbox"/>
C	<input type="checkbox"/>
D	<input type="checkbox"/>
E	<input type="checkbox"/>

45

A	<input type="checkbox"/>
B	<input type="checkbox"/>
C	<input type="checkbox"/>
D	<input type="checkbox"/>
E	<input type="checkbox"/>

46

A	<input type="checkbox"/>
B	<input type="checkbox"/>
C	<input type="checkbox"/>
D	<input type="checkbox"/>
E	<input type="checkbox"/>

47

A	<input type="checkbox"/>
B	<input type="checkbox"/>
C	<input type="checkbox"/>
D	<input type="checkbox"/>
E	<input type="checkbox"/>

48

A	<input type="checkbox"/>
B	<input type="checkbox"/>
C	<input type="checkbox"/>
D	<input type="checkbox"/>
E	<input type="checkbox"/>

49

A	<input type="checkbox"/>
B	<input type="checkbox"/>
C	<input type="checkbox"/>
D	<input type="checkbox"/>
E	<input type="checkbox"/>

50

A	<input type="checkbox"/>
B	<input type="checkbox"/>
C	<input type="checkbox"/>
D	<input type="checkbox"/>
E	<input type="checkbox"/>

51

A	<input type="checkbox"/>
B	<input type="checkbox"/>
C	<input type="checkbox"/>
D	<input type="checkbox"/>
E	<input type="checkbox"/>

52

A	<input type="checkbox"/>
B	<input type="checkbox"/>
C	<input type="checkbox"/>
D	<input type="checkbox"/>
E	<input type="checkbox"/>

53

A	<input type="checkbox"/>
B	<input type="checkbox"/>
C	<input type="checkbox"/>
D	<input type="checkbox"/>
E	<input type="checkbox"/>

54

A	<input type="checkbox"/>
B	<input type="checkbox"/>
C	<input type="checkbox"/>
D	<input type="checkbox"/>
E	<input type="checkbox"/>

55

A	<input type="checkbox"/>
B	<input type="checkbox"/>
C	<input type="checkbox"/>
D	<input type="checkbox"/>
E	<input type="checkbox"/>

56

A	<input type="checkbox"/>
B	<input type="checkbox"/>
C	<input type="checkbox"/>
D	<input type="checkbox"/>
E	<input type="checkbox"/>

57

A	<input type="checkbox"/>
B	<input type="checkbox"/>
C	<input type="checkbox"/>
D	<input type="checkbox"/>
E	<input type="checkbox"/>

58

A	<input type="checkbox"/>
B	<input type="checkbox"/>
C	<input type="checkbox"/>
D	<input type="checkbox"/>
E	<input type="checkbox"/>

59		
A	<input type="checkbox"/>	
B	<input type="checkbox"/>	
C	<input type="checkbox"/>	
D	<input type="checkbox"/>	
E	<input type="checkbox"/>	

60		
A	<input type="checkbox"/>	
B	<input type="checkbox"/>	
C	<input type="checkbox"/>	
D	<input type="checkbox"/>	
E	<input type="checkbox"/>	

Section 4

61		
A	<input type="checkbox"/>	
B	<input type="checkbox"/>	
C	<input type="checkbox"/>	
D	<input type="checkbox"/>	
E	<input type="checkbox"/>	

62		
A	<input type="checkbox"/>	
B	<input type="checkbox"/>	
C	<input type="checkbox"/>	
D	<input type="checkbox"/>	
E	<input type="checkbox"/>	

63		
A	<input type="checkbox"/>	
B	<input type="checkbox"/>	
C	<input type="checkbox"/>	
D	<input type="checkbox"/>	
E	<input type="checkbox"/>	

64		
A	<input type="checkbox"/>	
B	<input type="checkbox"/>	
C	<input type="checkbox"/>	
D	<input type="checkbox"/>	
E	<input type="checkbox"/>	

65		
A	<input type="checkbox"/>	
B	<input type="checkbox"/>	
C	<input type="checkbox"/>	
D	<input type="checkbox"/>	
E	<input type="checkbox"/>	

66		
A	<input type="checkbox"/>	
B	<input type="checkbox"/>	
C	<input type="checkbox"/>	
D	<input type="checkbox"/>	
E	<input type="checkbox"/>	

67		
A	<input type="checkbox"/>	
B	<input type="checkbox"/>	
C	<input type="checkbox"/>	
D	<input type="checkbox"/>	
E	<input type="checkbox"/>	

68		
A	<input type="checkbox"/>	
B	<input type="checkbox"/>	
C	<input type="checkbox"/>	
D	<input type="checkbox"/>	
E	<input type="checkbox"/>	

69		
A	<input type="checkbox"/>	
B	<input type="checkbox"/>	
C	<input type="checkbox"/>	
D	<input type="checkbox"/>	
E	<input type="checkbox"/>	

70		
A	<input type="checkbox"/>	
B	<input type="checkbox"/>	
C	<input type="checkbox"/>	
D	<input type="checkbox"/>	
E	<input type="checkbox"/>	

71		
A	<input type="checkbox"/>	
B	<input type="checkbox"/>	
C	<input type="checkbox"/>	
D	<input type="checkbox"/>	
E	<input type="checkbox"/>	

72		
A	<input type="checkbox"/>	
B	<input type="checkbox"/>	
C	<input type="checkbox"/>	
D	<input type="checkbox"/>	
E	<input type="checkbox"/>	

73		
A	<input type="checkbox"/>	
B	<input type="checkbox"/>	
C	<input type="checkbox"/>	
D	<input type="checkbox"/>	
E	<input type="checkbox"/>	

74		
A	<input type="checkbox"/>	
B	<input type="checkbox"/>	
C	<input type="checkbox"/>	
D	<input type="checkbox"/>	
E	<input type="checkbox"/>	

75		
A	<input type="checkbox"/>	
B	<input type="checkbox"/>	
C	<input type="checkbox"/>	
D	<input type="checkbox"/>	
E	<input type="checkbox"/>	

76		
A	<input type="checkbox"/>	
B	<input type="checkbox"/>	
C	<input type="checkbox"/>	
D	<input type="checkbox"/>	
E	<input type="checkbox"/>	

77		
A	<input type="checkbox"/>	
B	<input type="checkbox"/>	
C	<input type="checkbox"/>	
D	<input type="checkbox"/>	
E	<input type="checkbox"/>	

78		
A	<input type="checkbox"/>	
B	<input type="checkbox"/>	
C	<input type="checkbox"/>	
D	<input type="checkbox"/>	
E	<input type="checkbox"/>	

79		
A	<input type="checkbox"/>	
B	<input type="checkbox"/>	
C	<input type="checkbox"/>	
D	<input type="checkbox"/>	
E	<input type="checkbox"/>	

80		
A	<input type="checkbox"/>	
B	<input type="checkbox"/>	
C	<input type="checkbox"/>	
D	<input type="checkbox"/>	
E	<input type="checkbox"/>	